

SMSU Hospitality Management Program Data

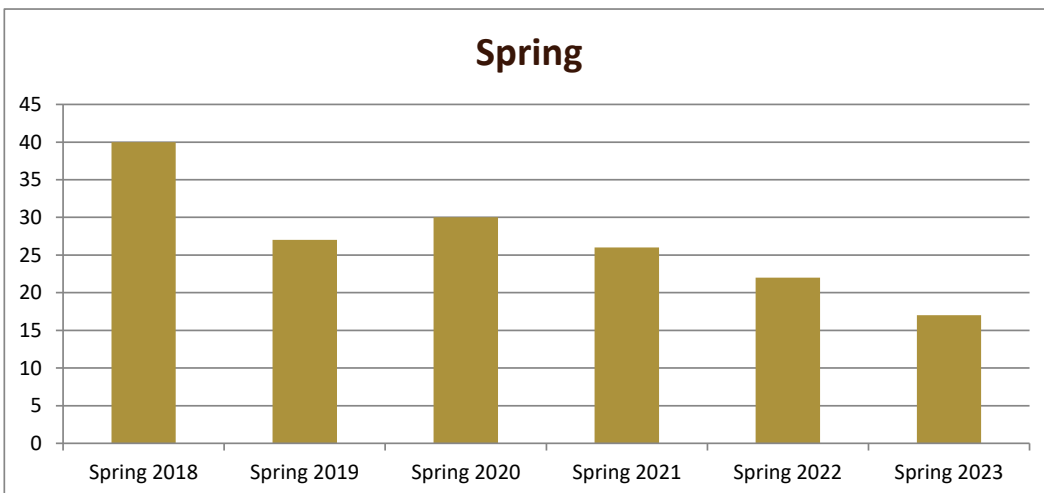
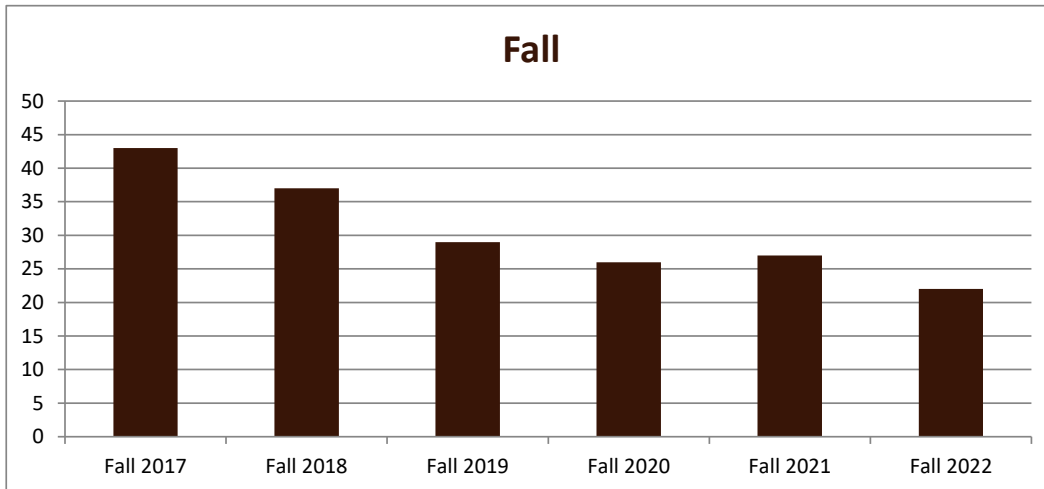
Majors Enrolled

Academic Years 2017-18 to 2022-23

Using Fall Semester data (Fall 2017 to Fall 2022) for Term specific measures



Enrollment by Term						
	2018	2019	2020	2021	2022	2023
Fall	43	37	29	26	27	22
Spring	40	27	30	26	22	17
Summer	8	11	8	7	4	2



SMSU Hospitality Management Program Data

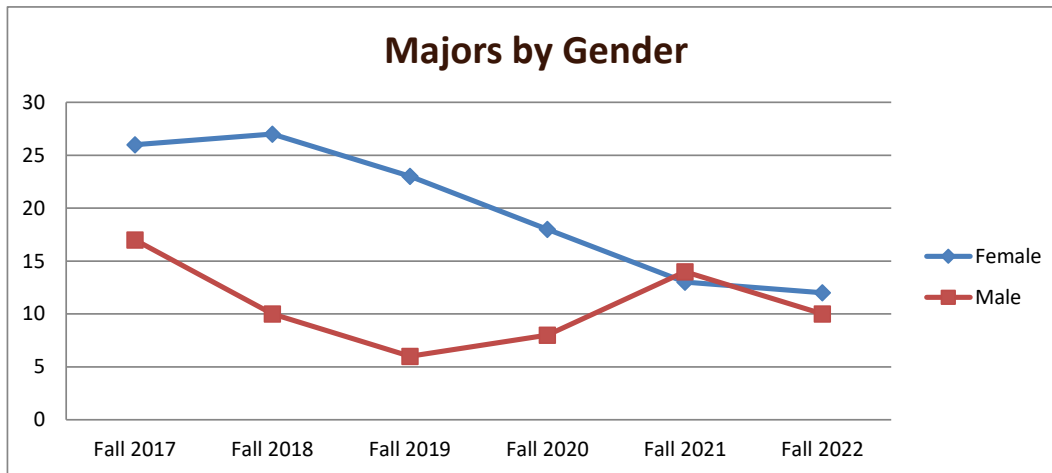
Majors Enrolled

Academic Years 2017-18 to 2022-23

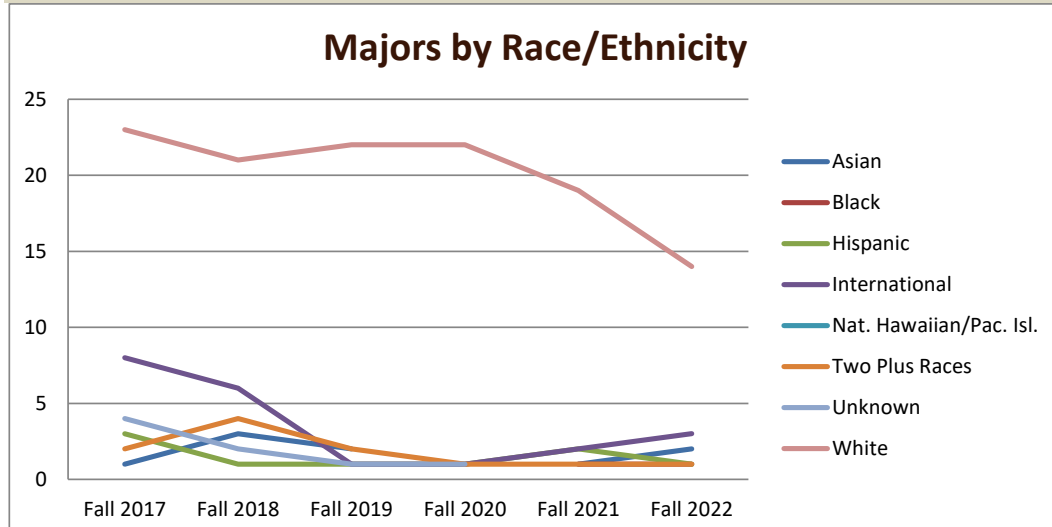
Using Fall Semester data (Fall 2017 to Fall 2022) for Term specific measures



Enrollment by Gender						
	Fall 2017	Fall 2018	Fall 2019	Fall 2020	Fall 2021	Fall 2022
Female	26	27	23	18	13	12
Male	17	10	6	8	14	10
Grand Total	43	37	29	26	27	22



Enrollment by Race/Ethnicity						
	Fall 2017	Fall 2018	Fall 2019	Fall 2020	Fall 2021	Fall 2022
Asian	1	3	2		1	2
Black	2				1	1
Hispanic	3	1	1	1	2	1
International	8	6	1	1	2	3
Nat. Hawaiian/Pac. Isl.					1	
Two Plus Races	2	4	2	1	1	1
Unknown	4	2	1	1		
White	23	21	22	22	19	14
Grand Total	43	37	29	26	27	22



SMSU Hospitality Management Program Data

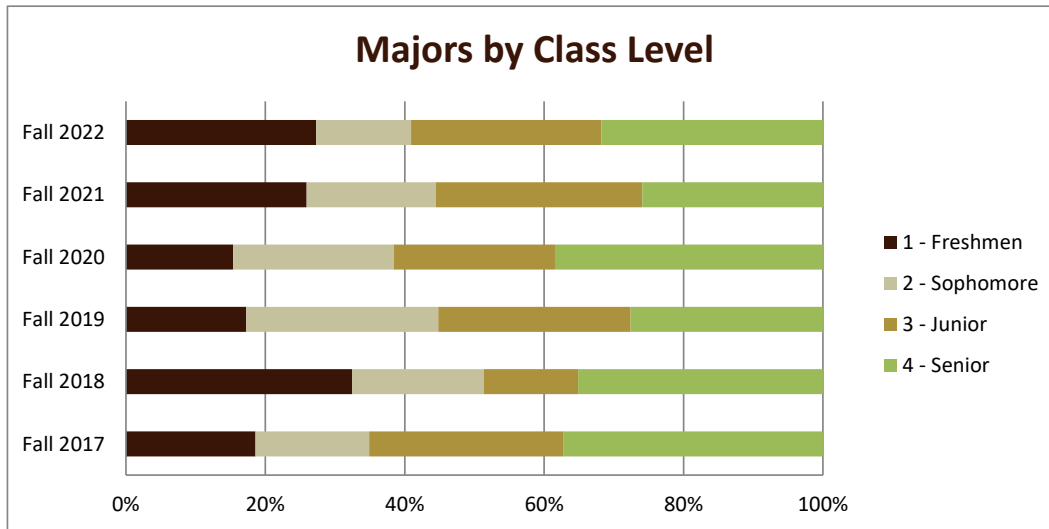
Majors Enrolled

Academic Years 2017-18 to 2022-23

Using Fall Semester data (Fall 2017 to Fall 2022) for Term specific measures



Enrollment by Class						
	Fall 2017	Fall 2018	Fall 2019	Fall 2020	Fall 2021	Fall 2022
1 - Freshmen	8	12	5	4	7	6
2 - Sophomore	7	7	8	6	5	3
3 - Junior	12	5	8	6	8	6
4 - Senior	16	13	8	10	7	7
Grand Total	43	37	29	26	27	22



SMSU Hospitality Management Program Data

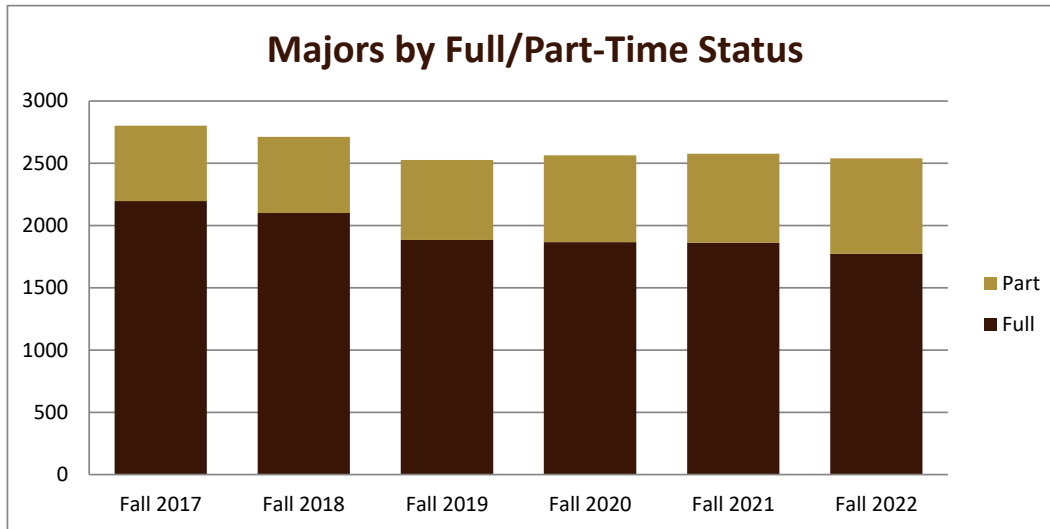
Majors Enrolled

Academic Years 2017-18 to 2022-23

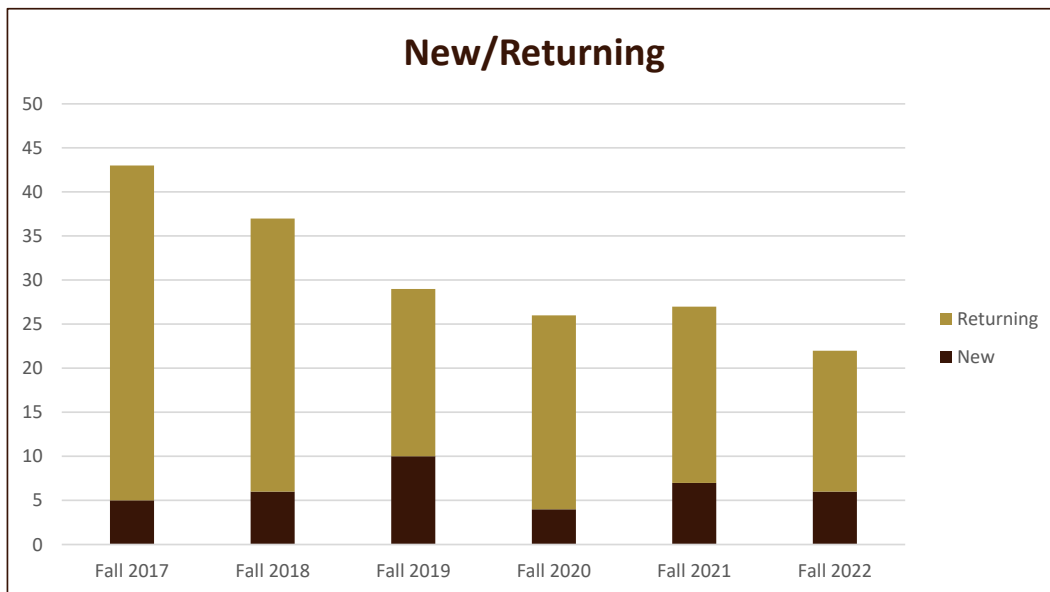
Using Fall Semester data (Fall 2017 to Fall 2022) for Term specific measures



Enrollment by FT/PT						
	Fall 2017	Fall 2018	Fall 2019	Fall 2020	Fall 2021	Fall 2022
Full	39	36	25	22	24	18
Part	4	1	4	4	3	4
Grand Total	43	37	29	26	27	22



New/Return Headcount						
	Fall 2017	Fall 2018	Fall 2019	Fall 2020	Fall 2021	Fall 2022
New	5	6	10	4	7	6
Returning	38	31	19	22	20	16
Grand Total	43	37	29	26	27	22



SMSU Hospitality Management Program Data

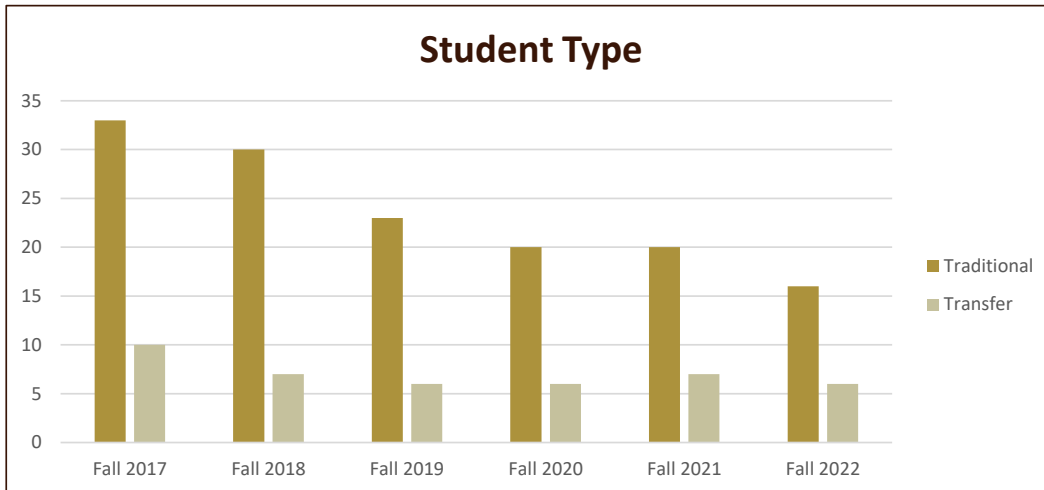
Majors Enrolled

Academic Years 2017-18 to 2022-23

Using Fall Semester data (Fall 2017 to Fall 2022) for Term specific measures



Student Type	Fall 2017	Fall 2018	Fall 2019	Fall 2020	Fall 2021	Fall 2022
Traditional	33	30	23	20	20	16
Transfer	10	7	6	6	7	6
Grand Total	43	37	29	26	27	22



	Fall 2017	Fall 2018	Fall 2019	Fall 2020	Fall 2021	Fall 2022
Program ACT Avg.	19.0	20.0	18.4	20.5	21.6	20.0
SMSU Avg.	21.1	20.7	21.3	20.3	20.7	19.8

	Fall 2017	Fall 2018	Fall 2019	Fall 2020	Fall 2021	Fall 2022
Program H.S. Rank Avg.	44.3	55.0	46.4	83.0	57.5	72.0
SMSU Avg.	56.1	54.4	56.7	57.2	60.8	62.3

	Fall 2017	Fall 2018	Fall 2019	Fall 2020	Fall 2021	Fall 2022
Program Avg. GPA	1.88	2.00	2.58	3.00	2.90	3.00
SMSU Avg.	2.68	2.93	3.01	3.02	3.15	3.4

	Fall 2017	Fall 2018	Fall 2019	Fall 2020	Fall 2021	Fall 2022
Program Avg. Credits	15.20	15.17	14.40	15.50	14.43	11.83
SMSU Avg.	14.85	15.15	14.93	15.13	14.49	15.1